

HBL Income Fund

Fund Manager's Report
September 2009

Investment Objective:

The objective of HBL Income Fund is to provide a stable stream of income with a moderate level of risk by investing in fixed income securities.

Fund Information :

Fund Type	Open End Income Fund
Currency	Pak Rupee (PKR)
Management Company	HBL Asset Management Limited
Registrar	HBL Asset Management Limited
Trustee	Central Depository Company of Pakistan Ltd.
Auditors	A. F. Ferguson & Co.
Sales Load	N I L
Min. Investment Amount	PKR 5,000
Management Fee	1.50% per annum
NAV per Unit	PKR 97.26

Fund Manager

M. Amir Khan

Fund Size:

PKR 2.31 billion

Benchmark

1 Month Kibor

Comparison Fund

Return Vs Bench Mark :

	Fund Return	Bench Mark
September 2009	14.12%	12.73%
Last 3 Months Average	14.72%	12.41%
Year to Date	14.72%	12.41%

Fund Manager's Commentary

The Money Market remained short on liquidity throughout the month mainly because of withdrawals related to Ramadan and Eid.

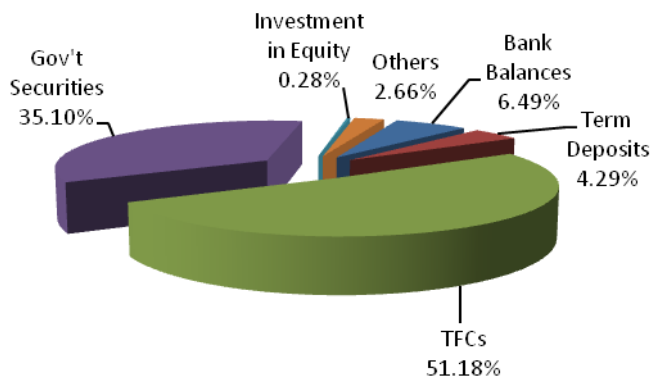
SBP conducted its scheduled PIB auction on September 02, 2009. The highest participation of PKR 17.16 billion was witnessed in 10 Year PIB, and a total of PKR 12.46 billion was accepted in 10-Year PIB. The Cut off rates for 10-Year PIB declined by 13 bps to 12.50% from 12.63%.

SBP conducted its fortnightly T-Bill auction on September 10, 2009. The Cut off rates for 12-Months T-bill increased by 4 Bps to 12.4822% from 12.4442%. A total of PKR 55.5 billion worth of T-bills were sold against a target of PKR 50 billion. Bids for 3 & 6 months were rejected. The second auction during the month was conducted on September 26, 2009. Participation of PKR 136 billion was witnessed against a target of PKR 45 billion. SBP accepted PKR64.5 billion out of which PKR 52.3 billion was accepted in 12-Months where the rate increased further by 6 bps to 12.5384. Market participants were expecting a decline in CRR in the upcoming monetary policy which was to be announced on September 29, 2009. However, State Bank of Pakistan did not make any changes in its monetary policy for next two months.

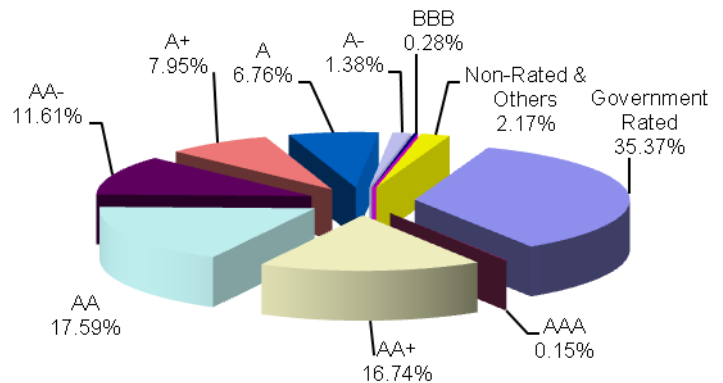
KIBOR showed an increasing trend during the month as 1-Month KIBOR started off at 12.67% and closed at 12.74%. The average 1-Month KIBOR increased by 22 basis points to 12.73% in September 2009 compared to 12.51% in August 2009

TFC prices increased during the month. Frequency of trades increased as compares last few months.

Asset Allocation as on September 30 , 2009



Asset Quality as on September 30 , 2009



Rating	AAA	AA+	AA	AA-	A+	A	A-	BBB
TFC	-	11.80%	34.04%	22.51%	15.34%	13.10%	2.67%	0.54%
Bank Deposits / TDR	1.35%	98.03%	0.28%	0.00%	0.34%	0.00%	0.00%	0.00%

HBL ASSET MANAGEMENT

Disclaimer:

All investments in mutual funds and securities are subject to market risk. The NAV based price of these units and any dividends and return thereon are dependant on forces and factors affecting the capital markets. These may go up or down on market conditions. Past performance is not necessarily indicative to future results. Please read the offering document to understand the investment policies and the risk involved.

HBL Multi-Asset Fund

Fund Manager's Report
 September 2009

Investment Objective:

The objective of the Fund is to provide long-term capital growth and income by investing in multiple asset classes such as Equity, Equity related instruments, Fixed Income Securities, Continuous Funding System, Derivatives and money market instruments etc.

Fund Information :

Fund Type	Open End Balanced Fund
Currency	Pak Rupee (PKR)
Management Company	HBL Asset Management Limited
Registrar	HBL Asset Management Limited
Trustee	Central Depository Company of Pakistan Ltd.
Auditors	A. F. Ferguson & Co.
Sales Load	2.0 % (Front-end)
Min. Investment Amount	PKR 5,000
Management Fee	2.0% per annum
NAV per Unit	PKR 93.43
Fund Manager	M. Amir Khan

Fund Size:

PKR 622 million

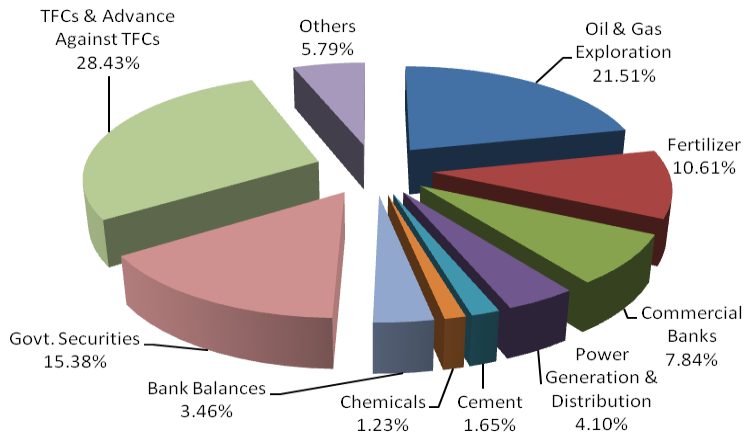
Benchmark

50% KSE-100 Index and 50%
 One Month KIBOR

Comparison Fund Return Vs Bench Mark :

	Fund Return	Bench Mark
September 2009	4.54%	4.42%
Last 3 Months Average	4.90%	5.17%
Year to Date	15.43%	15.79%

Asset Allocation as on September 30, 2009



Fund Manager's Commentary

The Money Market remained short on liquidity throughout the month mainly because of withdrawals related to Ramadan and Eid.

SBP conducted T-Bill auction on September 26, 2009. Participation of PKR 136 billion was witnessed against a target of PKR 45 billion. SBP accepted PKR64.5 billion out of which PKR 52.3 billion was accepted in 12-Months where the rate increased further by 6 bps to 12.5384. Market participants were expecting a decline in CRR in the upcoming monetary policy which was to be announced on September 29, 2009. However, State Bank of Pakistan did not make any changes in its monetary policy for next two months.

KIBOR showed an increasing trend during the month as 1-Month KIBOR started off at 12.67% and closed at 12.74%. The average 1-Month KIBOR increased by 22 basis points to 12.73% in September 2009 compared to 12.51% in August 2009

TFC prices increased during the month. Frequency of trades increased as compares last few months.

KSE-100 index closed at 9,349.67 points at the end of September 2009 from 8,675.67 points at the start of September 2009, showing a net gain of 7.77%. The market remained bullish during last three weeks of the month, the market closed positive on 10 sessions out of 15 sessions during first three weeks with gains were of stronger magnitude.

Near month end the market corrected sharply as it closed at 9,349.67 after touching an intraday high of 9,842.16 on September 25, 2009, thus showing a negative trend in the last week of the month declining by 364 points from September 24, 2009 closed at 9,713 points.

Your fund was invested to the extent of 50.30% in equities, 28.43% in TFC's, 15.37% in Govt. Securities, 3.46% in cash and 2.44% in others.

Top Equity Holdings:

1. Engro Chemical Pakistan Limited
2. Fauji Fertilizer Bin Qasim
3. Fauji Fertilizer Company Limited
4. Habib Bank Limited
5. Hub Power Company Limited
6. Mari Gas Company Limited
7. Oil and Gas Development Company Limited
8. Pakistan Oilfields Limited
9. Pakistan Petroleum Limited
10. United Bank Limited

(Note: The holdings are stated in alphabetical order)

HBL ASSET MANAGEMENT

Disclaimer:

All investments in mutual funds and securities are subject to market risk. The NAV based price of these units and any dividends and return thereon are dependant on forces and factors affecting the capital markets. These may go up or down on market conditions. Past performance is not necessarily indicative to future results. Please read the offering document to understand the investment policies and the risk involved.

HBL Stock Fund

Fund Manager's Report
 September 2009

Investment Objective:

The objective of the Fund is to provide long-term capital growth by investing primarily in a diversified pool of equities and equity related instruments.

Fund Information :

Fund Type Open End Stock Fund
 Currency Pak Rupee (PKR)
 Management Company HBL Asset Management Limited
 Registrar HBL Asset Management Limited
 Trustee Central Depository Company of Pakistan Ltd.

Auditors A. F. Ferguson & Co.
 Sales Load 2.5 % (Front-end)

Min. Investment Amount PKR 5,000
 Management Fee 3.0% per annum
 NAV per Unit PKR 92.70

Fund Manager

M. Amir Khan

Fund Size:

PKR 1.699 Billion

Benchmark

KSE-100 Index

Comparison Fund Return

Vs Bench Mark :

	Fund Return	Bench Mark
September 2009	6.26%	7.77%
Last 3 Months Average	6.77%	9.31%
Year to Date	21.69%	30.54%

Fund Manager's Commentary

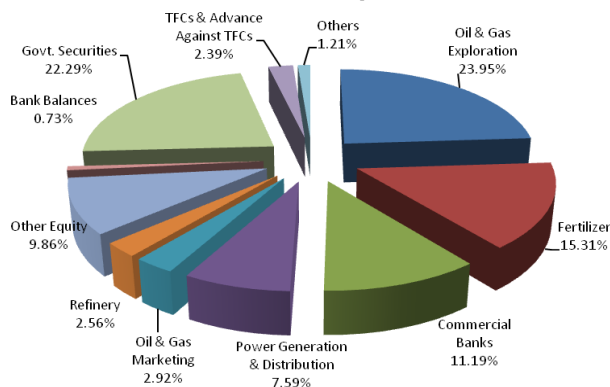
KSE-100 index closed at 9,349.67 points at the end of September 2009 from 8,675.67 points at the start of September 2009, showing a net gain of 7.77%. The market remained bullish during last three weeks of the month, the market closed positive on 10 sessions out of 15 sessions during first three weeks with gains were of stronger magnitude.

Near month end the market corrected sharply as it closed at 9,349.67 after touching an intraday high of 9,842.16 on 25 September 2009, thus showing a negative trend in the last week of the month declining by 364 points from September 24, 2009 closed at 9,713 points.

Important events that kept the sentiment positive during the month included improved economic activity as remittances have hit record high in the month of August standing at USD 780.5 million, increase in country's foreign exchange reserves, positive inflows in portfolio investment, and decline in PIB rates.

Average daily trading volume increased substantially during the month and stood at 256.61m shares against the average daily volume of 155.26m shares during August 2009 i.e. 65.25% higher than the previous month.

Asset Allocation as on September 30, 2009



Top Ten Equity Holdings:

1. Engro Chemicals Pakistan Limited
2. Fauji Fertilizer Company Limited
3. Habib Bank Limited
4. Hub Power Company Limited
5. Mari Gas Company Limited
6. Oil & Gas Development Corporation Limited
7. Pakistan State Oil Limited
8. Pakistan Oilfields Limited
9. Pakistan Petroleum Limited
10. United Bank Limited

(Note: The holdings are listed in alphabetical order)

HBL ASSET MANAGEMENT

Disclaimer:

All investments in mutual funds and securities are subject to market risk. The NAV based price of these units and any dividends and return thereon are dependant on forces and factors affecting the capital markets. These may go up or down on market conditions. Past performance is not necessarily indicative to future results. Please read the offering document to understand the investment policies and the risk involved.